

KENDRIYA VIDYALAYA TPKM MADURAI

WORKSHEET- MATHS

TOPIC: SHAPES AND DESIGNS



NAME: _____



ROLL NO. : _____

CLASS: III SEC: _____

DATE: _____

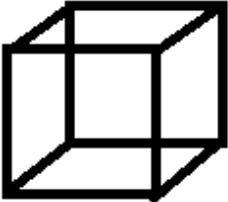
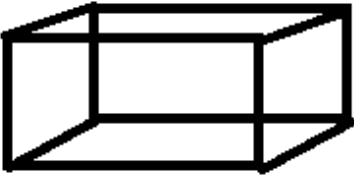
I. WRITE THE NAME OF THE FOLLOWING SHAPES:



1. _____  2. _____ 

3. _____  4. _____ 


II. COLOUR AND WRITE THE NAME OF THE SHAPES FOR THE FOLLOWING COMMANDS:


(Cube in red, cuboid in yellow, cylinder in green, cone in blue)

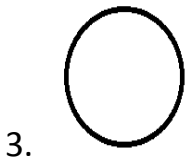
 _____  _____

 _____  _____

III. COUNT AND WRITE THE EDGES AND CORNERS:

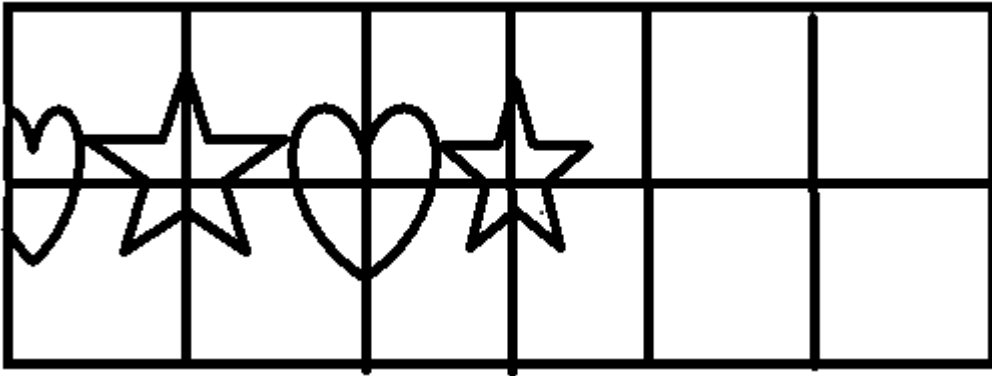
1.  Edges = _____, corners = _____

2.  Edges = _____, corners = _____




Edges = _____, corners = _____

IV. COMPLETE THE PATTERNS AND COLOUR IT:



IV. COUNT AND WRITE THE NUMBER OF CIRCLES, SQUARE, TRIANGLES, AND RECTANGLE:




1. NUMBER OF SQUARE =

2. NUMBER OF RECTANGLE =

3. NUMBER OF TRIANGLE =

4. NUMBER OF CIRCLE =

V. CREATE THE SHAPES USING THE LETTERS, ONE EXAMPLE IS GIVEN BELOW:

EXAMPLE:  letter a has the shape of triangle

R C V L F 3 G